

**MADE IN GERMANY**

**KRAIBURG**

## Rubber covers for floors in cattle houses



**KRAIBURG** ▶ brings the pasture indoors



▶ **Cow comfort - The key to your success!**



## Less

- - *slipping & fall injuries*
- - *claw damages*
- - *lameness*
- - *lying damages & joint injuries*
- - *noise & stress*
- - *veterinarian- / claw treatment costs*
- - *stock replacement costs*
- - *effort for cubicle maintenance*

If flooring in cattle houses was as soft as in nature, conditions for cows would be more comfortable and healthier. After all, the cows use the floor in the cattle house 24 hours a day for lying, standing and walking.


**The cow needs animal-friendly lying and walking areas:**

- ▶ permanently soft
- ▶ hygienic
- ▶ slip-resistant

= prerequisite for high productivity and longevity

**Our solution:**

Rubber coverings for every application in the cow house, especially developed for and optimally adapted to the particular requirements of each area.



- ▶ easy installation
- ▶ long-lasting ideal softness
- ▶ sophisticated details
- ▶ dimensionally stable
- ▶ slip-resistant

# More

- ++ comfort*
- ++ mobility*
- ++ milk yield*
- ++ fertility*
- ++ natural animal behaviour*
- ++ hygiene*
- ++ thermal balance*
- ++ healthy & happy cows*



### Higher milk yield due to animal-friendly lying and walking areas



Source: Eelkema, W., Heikamp, R., Hopster, H., 2004



► Our experience is your gain

**KRAIBURG group**

KRAIBURG has established itself as an expert specialist in the rubber business. The KRAIBURG Holding GmbH & Co. KG has a staff of more than 2,000 employees worldwide, mainly in Germany, Austria and Switzerland. It holds branches in further European countries as well as in Asia and North America.



**High quality rubber materials**

Rubber mats are subject to extremely high stress in agriculture. We have been manufacturing high-quality



rubber mixtures with a unique process for over 45 years. Experience will tell you that not all rubber mats are the same.

**KRAIBURG housing floor technology**

Since 1968 we have been developing and manufacturing rubber floor mats for animal houses in Germany. Today about 200 employees exclusively concentrate on that.



**Certified quality**

Our goal is to achieve more than just fulfilling the general legal requirements – we are certified with

the worldwide quality management system standard ISO 9001.




Our effective energy management system is specifically certified with ISO 50001.

We operate an inhouse laboratory and, in addition, we test many of our products in collaboration with the DLG (German Agricultural Society) – results at [www.dlg.org](http://www.dlg.org)



All products have been licensed by the Austrian specialist department for animal-friendly husbandry and animal protection.



		page
<b>Introduction</b>	Which products do we produce?	▶ 2
	About KRAIBURG	▶ 4
<b>Lying areas in cubicle houses</b>	Overview of cubicle coverings	▶ 6
	<b>Dairy cattle</b>	
	KEW Plus	★★★★★ ▶ 8
	WINGFLEX	★★★★★ ▶ 9
	WELA LongLine	★★★★ ▶ 10
	<b>Dairy cattle / Young cattle</b>	
	KKM / KKM Puzzle / KKM LongLine	★★★★ ▶ 11
	KIM / KIM Puzzle / KIM LongLine	★★★★☆ ▶ 12
	<b>Young cattle</b>	
	CALMA	★★ ▶ 13
ergoBOARD / maxiBOARD	brisket boards ▶ 14	
maxiBOX	comfort deep litter cubicle ▶ 15	
<b>Walking &amp; milking area</b>	Overview of walking area coverings	▶ 16
	Basics walking area coverings	▶ 18
	profiKURA P	▶ 20/23
	KURA P	paved / concrete floor with scraper ▶ 21/23
	pediKURA® P	▶ 22/23
	profiKURA options	▶ 20/24
	KURA options	paved / concrete floor without scraper ▶ 21/24
	pediKURA® options	▶ 22/25
	KARERA P	paved / concrete floor ▶ 26
	KURA S	▶ 21/28
	pediKURA® S	slatted floor ▶ 22/28
	<b>Workplace milking area</b>	
	ergoMILK	ergonomic mat for the milking pit ▶ 30
<b>Pens / special areas</b>	<b>Pens - Young cattle</b>	
	LOSPA swiss	slatted floor ▶ 31
	<b>Calving pen / Selection area</b>	
	VITA	★★★★★ ▶ 32
	SIESTA	★★ ▶ 33
<b>Tying stalls / elevated feed stalls</b>	LENTA	★★☆ ▶ 34
	KEN	★ ▶ 35
<b>General</b>	General product data: warranty, installation, tolerances	▶ 36
	Research results lying / walking	▶ 37

**NEW**

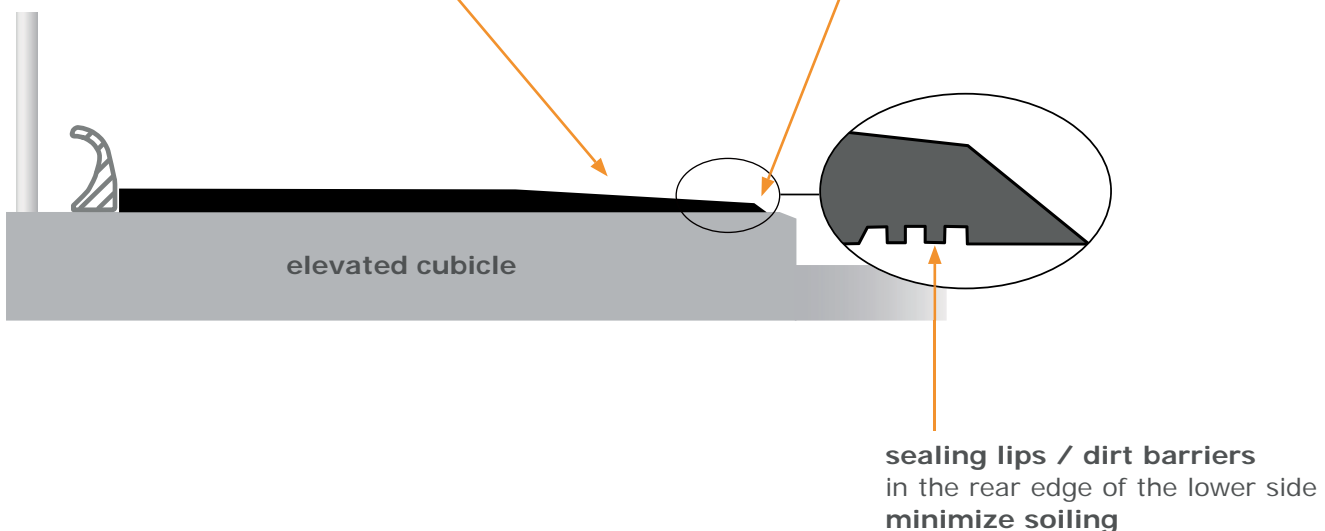
	KEW Plus	WINGFLEX	WELA LongLine	KKM / KKM Puzzle KKM LongLine
				
application	elevated cubicle dairy cattle	elevated cubicle dairy cattle	elevated cubicle dairy cattle	elevated cubicle dairy cattle / young cattle
softness	★★★★★	★★★★★	★★★★	★★★
special features	3-functional layers	wing profile	blade profile	honeycomb profile
thickness	60 mm	60 mm	45 mm	30 mm
page	▶ 8	▶ 9	▶ 10	▶ 11

## KRAIBURG comfort lying mats – advantages at a glance

### ■ many additional functions:

**mats for dairy cattle:**  
integrated slope in the rear  
edge promotes drying off

**chamfer at rear edge:**  
gentle on animal joints,  
no stumbling edges






KIM / KIM Puzzle KIM LongLine	CALMA	ergoBOARD / maxiBOARD	maxiBOX
			
<p>elevated cubicle dairy cattle / young cattle</p>	<p>elevated cubicle young cattle</p>	<p>brisket boards</p>	<p>deep litter cubicle</p>
<p>★ ★ ★</p>	<p>★ ★</p>		
<p>air cushion profile</p>	<p>air-cushion-like profile</p>	<p>brisket boards made of rubber</p>	<p>comfort deep litter cubicle</p>
<p>30 mm</p>	<p>30 mm</p>	<p>ergoBOARD height: 18.5 cm maxiBOARD height: 11 cm</p>	<p>30 mm</p>
<p>▶ 12</p>	<p>▶ 13</p>	<p>▶ 14</p>	<p>▶ 15</p>

- **optimal resilience**
  - ▶ sinking in of the claw enhances **slip resistance**
- outstanding rubber mixture
  - ▶ ideal quality – rugged and permanently soft
- minimum effort for maintenance






## KEW Plus



the benchmark for  
excellent  
lying comfort for  
more than ten years

- the three functional layers ensure optimal and permanent softness for every load condition
- the soft lying area within the mat edges supports the correct resting position of the cow and improves slip resistance
- comfortable and eudermic elastic surface
- sealing lips completely surround the foam inlay and the lower mat
  - ▶ the foam is protected



**3 functional layers:**  
6 cm highest lying comfort



**connecting bar** engages flush with the surface and facilitates professional installation

## System dimensions:

thickness: approx. 60 mm	width: adjustable with connecting bar	mat width:	107 cm	112 cm	112 cm	112 cm	length: 183 cm 192 cm (from 120 cm width)
		profile width:	8 cm	8 cm	13 cm	18 cm	
		↓					
		cubicle width:	115 cm	120 cm	125 cm	130 cm	

**Installation\*:** 2 fixings / mat and 5 screws / profile

## Accessories:

**end-profile** - for closure at side edges of the cubicle row, **width:** 63 mm, **length:** 183 cm  
**ergoBOARD / maxiBOARD** - brisket board (see page 14)

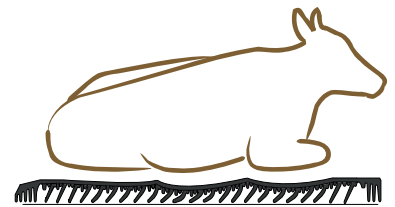
\*Please take notice of the corresponding KRAIBURG specifications and installation instructions with useful advice and tips. You will obtain these at your local KRAIBURG dealer or at [www.kraiburg-elastik.com](http://www.kraiburg-elastik.com).



# WINGFLEX




excellent cost-comfort ratio



mat adapts to the lying cow

- stable wing profile creates high permanent softness and durability
  - ▶ adapts optimally to body shape
- the soft lying area within the mat edges supports the correct resting position of the cow and improves slip resistance
- comfortable and eudermic elastic surface




supporting studs have a cushioning effect at concentrating loads (when the cow gets up or lies down)



a profile element (wing + supporting studs): extremely stable, wear resistant and flexible simultaneously



sealing lips on lower side



indented connecting bar engages in the countersinks on the mat's edge and facilitates professional installation



## System dimensions:


thickness: approx. 60 mm	width: adjustable with connecting bar	mat width:	102 cm	102 cm	112 cm	112 cm	112 cm	length: 183 cm
		profile width:	8 cm	13 cm	8 cm	13 cm	18 cm	
		↓						
		cubicle width:	110 cm	115 cm	120 cm	125 cm	130 cm	

Installation\*: 2 fixings / mat and 5 screws / profile

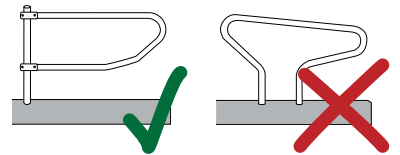
### Accessories:

**end-profile** - for closure at side edges of the cubicle row, **width:** 63 mm, **length:** 183 cm  
**ergoBOARD / maxiBOARD** - brisket board (see page 14)

\*Please take notice of the corresponding KRAIBURG specifications and installation instructions with useful advice and tips. You will obtain these at your local KRAIBURG dealer or at [www.kraiburg-elastik.com](http://www.kraiburg-elastik.com).

**NEW****WELA LongLine****innovative continuous system with special softness**

- stable blade profile creates high permanent softness and durability
  - ▶ adapts to body shape
- proven pebbled surface
- integrated soft slope to rear edge promotes drying off
- special profiles for the „neat“ closure at the side edges of the cubicle row reduce soiling
- prefabricated fixing points ease installation – fixation is countersunk



well-designed lower side construction allows **no** slitting or cutting-out for pockets (e.g. for pillars, etc) ▶ suitable for cantilever dividers only



lower side profile with **blades and supporting studs**: stable and flexible simultaneously



**closure profile** at the right edge



**sealing lips** in the rear edge minimize soiling underneath the mat

**Dimensions:**

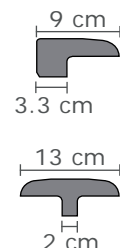
**thickness:** 45 mm      **length:** 2.5 - 25 m  
in 10 cm increments      **width:** 183 cm

**closure profiles for right edge ("WELA-R") and left edge ("WELA-L"), length: 183 cm**

**Installation\***: 3 - 4 fixings per lying place, 6 screws / "WELA-L"- or "WELA-R"-profile

**Accessories:**

**Middle profile "WELA-M"** for connecting two rolls, **length: 183 cm**,  
**installation:** 8 screws / "WELA-M"-profile  
**ergoBOARD / maxiBOARD** - brisket board (see page 14)



\*Please take notice of the corresponding KRAIBURG specifications and installation instructions with useful advice and tips. You will obtain these at your local KRAIBURG dealer or at [www.kraiburg-elastik.com](http://www.kraiburg-elastik.com).



KKM / KKM Puzzle / KKM LongLine



the cosy mat classic since 2002

- the highly wear resistant honeycomb texture creates excellent and permanent lying comfort
- proven pebbled surface
- KKM LongLine: installation independent of divider arrangement



the **sealing lips** have proven themselves in practice



sealing lips on lower side

options:



with straight edges



with **KK-Poly-T-Bar**  
e.g. for stall equipment with mushroom dividers or especially when using very fine litter



with puzzle shaped edges



as continuous system  
**KKM LongLine**

**Dimensions:**

thickness: 30 mm

**KKM (straight edges):**

width: 110/115/120/125/130 cm      length: 170/183 cm

**KKM Puzzle:**

width: 110/120/125 cm      length: 170/183 cm

**KKM LongLine:**

length: 2.5 - 50 m      width: 170/183/200 cm  
in 10 cm increments

**Installation\*:** 2 - 3 fixings per lying place

**Accessories:**

**KK-Poly-T-Bar** for covering joint widths of 40 - 80 mm or for closure at side edges, **length:** 120/165/180 cm, **installation:** 4 - 5 screws / profile  
**ergoBOARD / maxiBOARD** - brisket board (see page 14)

\*Please take notice of the corresponding KRAIBURG specifications and installation instructions with useful advice and tips. You will obtain these at your local KRAIBURG dealer or at [www.kraiburg-elastik.com](http://www.kraiburg-elastik.com).



# KIM / KIM Puzzle / KIM LongLine



KIM LongLine



- the supple, highly wear resistant air cushion profile creates pleasant and permanent lying comfort
- proven pebbled surface
- KIM LongLine: installation independent of divider arrangement



sealing lips on lower side

### options:



with straight edges



with KK-Poly-T-Bar  
e.g. for stall equipment with mushroom dividers or especially when using very fine litter



with puzzle shaped edges



as continuous system  
KIM LongLine

### Dimensions:

thickness: 30 mm

#### KIM (straight edges):

<b>width:</b>	<b>length:</b>
110/115/120/125 cm	170 cm
110/115/120/125/130 cm	183 cm

#### KIM Puzzle:

<b>width:</b>	<b>length:</b>
110/120 cm	170 cm
110/120/125 cm	183 cm

#### KIM LongLine:

<b>length:</b>	<b>width:</b>
2.5 - 50 m	160/170/180 cm
in 10 cm increments	

Installation\*: 2 - 3 fixings per lying place

#### Accessories:

**KK-Poly-T-Bar** for covering joint widths of 40 - 80 mm or for closure at side edges, **length:** 120/165/180 cm,

**installation:** 4 - 5 screws / profile

**ergoBOARD / maxiBOARD** - brisket board (see page 14)


\*Please take notice of the corresponding KRAIBURG specifications and installation instructions with useful advice and tips. You will obtain these at your local KRAIBURG dealer or at [www.kraiburg-elastik.com](http://www.kraiburg-elastik.com).



CALMA



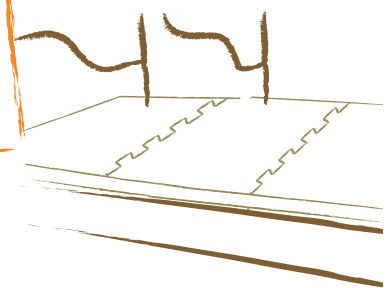
- pleasant and permanent softness through air-cushion-like lower side profile
- puzzle connection practically ensures a seamless floor area
- sealing lips reduce soiling underneath the mat



air-cushion-like lower side profile:  
soft and sturdy

chamfer at rear edge

Installation as a continuous system – independent of divider arrangement!



Dimensions:

thickness: 30 mm    width: 115 cm    length: 140/150/160/170/180 cm

Installation\*: 3 fixings / mat

Accessory: ergoBOARD / maxiBOARD - brisket board (see page 14)

\*Please take notice of the corresponding KRAIBURG specifications and installation instructions with useful advice and tips. You will obtain these at your local KRAIBURG dealer or at [www.kraiburg-elastik.com](http://www.kraiburg-elastik.com).



## ergoBOARD / maxiBOARD

ergoBOARD:



back side

maxiBOARD:



research findings: **20 % of the animals stretch out their foreleg in the pasture.** (Pelzer et al., 2007)

- ▶ Cows like to lie in this natural position in the cow house, too. The brisket board should make this possible with no hindrances.

## ▶ Brisket boards made of rubber

- animal-friendly, flexible and robust
- **complement** ideally the cubicle's control devices
- combination with various lying mat systems possible
- easy retrofitting possible
- **ergoBOARD:**
  - ▶ easily applicable for every mat thickness
  - ▶ very elastic



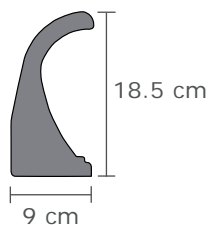
pleasantly soft contact area allows natural lying positions with foreleg stretched out

■ **maxiBOARD:**

- ▶ easy to put in litter from the head space
- ▶ fits every cubicle width

## Dimensions ergoBOARD:

length: 115/120 cm



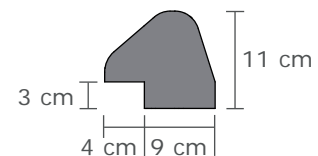
Installation\*: 5 fixings / piece

**Attention:** The installation of ergoBOARD is possible at a lying place width of at least 115 cm, as you need one ergoBOARD per cubicle.

Suitable for elevated cubicles only.

## Dimensions maxiBOARD:

length: 175 cm



Installation\*: 7 fixings / piece

**Accessory:**

**plastic board** as shim for the maxiBOARDs for installation on mats with a thickness of 6 cm, **length:** 200 cm - is fastened with maxiBOARD at the same time



\*Please take notice of the corresponding KRAIBURG specifications and installation instructions with useful advice and tips. You will obtain these at your local KRAIBURG dealer or at [www.kraiburg-elastik.com](http://www.kraiburg-elastik.com).





product	special features
<p data-bbox="76 297 268 336"><b>profiKURA</b></p> 	<p data-bbox="644 304 1513 336"><b>All in one product - on all walking areas in the cattle house:</b></p> <ul style="list-style-type: none"> <li data-bbox="644 380 983 412">■ animal-friendly softness</li> <li data-bbox="644 454 852 486">■ improved grip</li> <li data-bbox="644 528 1445 595">■ optimized claw abrasion <ul style="list-style-type: none"> <li data-bbox="671 566 1445 595">▶ through balanced content of abrasive agent in the surface</li> </ul> </li> </ul>
<p data-bbox="76 797 181 835"><b>KURA</b></p> 	<p data-bbox="644 801 1110 833"><b>The proven "all-round solution":</b></p> <ul style="list-style-type: none"> <li data-bbox="644 875 1544 936">■ animal-friendly softness and certified grip for paved/concrete areas and slatted floors</li> <li data-bbox="644 972 1570 1003">■ the benchmark for excellent walking comfort for more than ten years</li> <li data-bbox="644 1041 1190 1072">■ optional with pediKURA® abrasion zones</li> </ul>
<p data-bbox="76 1182 564 1220"><b>KURA / pediKURA® system</b></p> 	<p data-bbox="644 1189 1497 1256"><b>Can be combined with the proven KURA mats as a modular system: claw abrasion on 20 % soft abrasion zones</b></p> <ul style="list-style-type: none"> <li data-bbox="644 1301 983 1332">■ animal-friendly softness</li> <li data-bbox="644 1375 1497 1442">■ selective claw abrasion on abrasion zones <ul style="list-style-type: none"> <li data-bbox="671 1413 1497 1442">▶ through concentrated content of abrasive agent in the surface</li> </ul> </li> <li data-bbox="644 1487 1007 1518">■ retrofitting easily possible</li> </ul>
<p data-bbox="76 1704 229 1742"><b>KARERA</b></p> 	<p data-bbox="644 1711 1158 1742"><b>Basic product: simple and solid mat</b></p> <ul style="list-style-type: none"> <li data-bbox="644 1771 1538 1839">■ suitable for various areas (walking alley, milking parlour, collecting yard, travel lane, ...)</li> <li data-bbox="644 1861 1544 1928">■ meets the fundamental requirements for an animal-friendly walking alley mat</li> </ul>

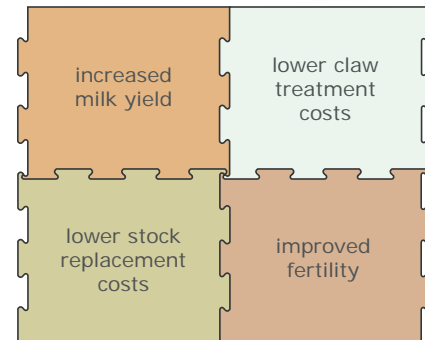


surface	lower side	thickness	options	page
 optiGrip-surface	 stud profile	24 mm	<b>profiKURA P</b> paved/concrete floor with scraper	20 / 23
			<b>profiKURA Flex / Form / Flush</b> paved/concrete floor without scraper	20 / 24
			<b>profiKURA Rotary</b> rotary parlour carousel	20 / 25
 grip-surface	 stud profile	24 mm	<b>KURA P</b> paved/concrete floor with scraper	21 / 23
			<b>KURA Flex / Form / Flush</b> paved/concrete floor without scraper	21 / 24
			<b>KURA Rotary</b> rotary parlour carousel	21 / 25
			<b>KURA S</b> slatted floor	21 / 28
 surface with corundum	 stud profile	24 mm	<b>pediKURA® P</b> paved/concrete floor with scraper	22 / 23
			<b>pediKURA® Form</b> paved/concrete floor without scraper	22 / 25
			<b>pediKURA® S</b> slatted floor	22 / 28
 quad-surface	 multisquare profile	21 mm	<b>KARERA P</b> paved/concrete floor	26



## KRAIBURG walking area coverings

- ensure softness and improved slip resistance in the cattle house
- increase walking comfort
  - ▶ support claw health, well being and mobility
  - ▶ promote feed intake and high yield
  - ▶ improve heat detection and increase reproduction rate
  - ▶ support longevity and reduce the stock replacement rate
- good hygiene
- ice layers loosen themselves easier from the elastic cover
- help to reduce noise and stress
- faster milking through improved parlour entrance and exit and relaxed cows
- sturdy mats, permanently stable in position and form
- puzzle compensates for natural thermal expansion, practically a seamless floor area
- simple and fast installation
  - ▶ easy-to-handle single mats
  - ▶ prefabricated fixing points ease installation
  - ▶ floor renovation in the parlour possible between milking times
- KRAIBURG fastening systems:
  - ▶ extremely sturdy and safe
  - ▶ rounded off and flush with the mat
- suitable for new construction, as well as for renovation
- The walking area coverings can be driven on with standard equipment such as farm yard loader or tractor with authorized pneumatic tyres at the recommended inflation pressure up to max. 4 bar. (Notice: drive with due care and steer in large radius!)\*



**the investment in animal-friendly walking areas pays off**



\*Please take notice of the corresponding KRAIBURG specifications and installation instructions with useful advice and tips. You will obtain these at your local KRAIBURG dealer or at [www.kraiburg-elastik.com](http://www.kraiburg-elastik.com).



## Walking area coverings with abrasive surface

Abrasive rubber floorings create optimized claw abrasion, very similar to conditions in nature, where sandy constituents in the elastic soil ensure that horn formation and abrasion are kept balanced.

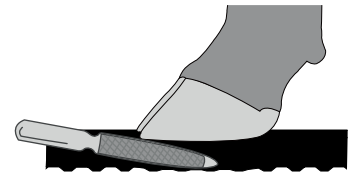
With pediKURA® und profiKURA the abrasive agent corundum and the special profiling integrated into the surface provide for gentle claw abrasion.



natural ground is soft, sufficiently non-slippery and maintains the claws

## Abrasive corundum

- the **second hardest mineral** after diamonds
- does not react with acids and bases: best precondition for use in slurry environments
- patented technology which has been well-proven in the KRAIBURG-group for many years



## Advice on claw trimming

To take full advantage of our product, please be aware of the following:

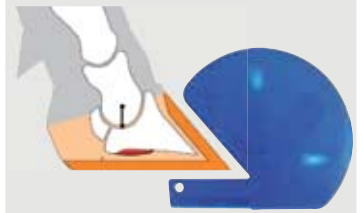
**pediKURA® and profiKURA maintain the claw form, but claw trimming is still necessary!**

- ▶ Claws must still be trimmed regularly, but only for the purpose of claw care and less for position correction or complex treatment.

We recommend functional claw trimming **4 to 6 weeks before pediKURA® respectively profiKURA is installed.**

**Important: do not install** pediKURA® respectively profiKURA **at the same time you trim claws**, because the claw has to become accustomed to the abrasion.

### ideal claw form



Check the claws with the KRAIBURG pediKURA® Tester! (Available at your local dealer or directly at KRAIBURG.)






## The profiKURA mat




**NEW**



► **Ideal softness, improved slip resistance and even claw abrasion throughout the cattle house - combined in one product**


- **optiGrip-surface** with incorporated abrasive corundum and star-shaped profiling
  - high slip resistance
  - contributes to correct claw form through even abrasion on all walking areas in the cattle house



optiGrip-surface



**stud profile** for ideal softness



**proven KRAIBURG fastening system:**  
extremely sturdy, rounded off and flush with the mat



### Installation

- the **full benefits** from using this product (slip resistance + optimal claw abrasion) are realised with **full coverage in all walking areas** in the cattle house
  - balanced content of abrasive agent in the surface

### Options:


	range of use:	page:
profiKURA P	paved/concrete floor with scraper	► 23
profiKURA Flex / Form / Flush	paved/concrete floor without scraper	► 24
profiKURA Rotary	rotary parlour carousel	► 25



## The KURA mat

the benchmark for excellent walking comfort for more than ten years

KURA P / S



► **The flexible “all-round solution”**

- special grip-surface for certified slip resistance
- ideal softness through stud profile at lower side
- numerous variants for very diverse fields of application
- optional with pediKURA® abrasion zones



**grip-surface supports sure footing**



**stud profile** for ideal softness



**proven KRAIBURG fastening system:** extremely sturdy, rounded off and flush with the mat





**Options:**

	range of use:	page:
KURA P	paved/concrete floor with scraper	► 23
KURA Flex / Form / Flush	paved/concrete floor without scraper	► 24
KURA Rotary	rotary parlour carousel	► 25
KURA S	slatted floor	► 28



# The KURA / pediKURA® system



surface with corundum

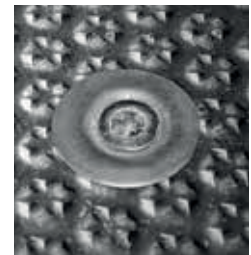


stud profile for ideal softness

- ▶ **Complements the KURA flooring with specific abrasive zones with ideal softness and high slip resistance**
  - ▶ as a modular system can be combined with the proven KURA products
- supports the natural balance between horn formation and abrasion
  - ▶ contributes to correct claw form
  - ▶ abrasion is controllable
- retrofitting easily possible

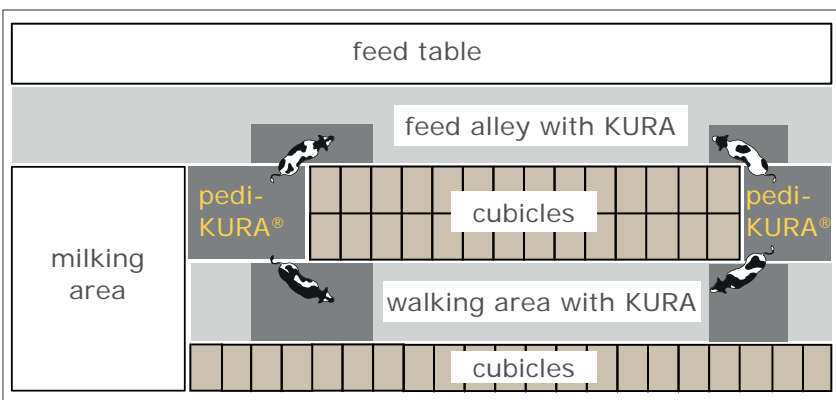
## Installation

- 80 % of the walking area is covered with the proven soft KRAIBURG KURA
- 20 % of the walking area is covered with pediKURA®
  - ▶ concentrated content of abrasive agent in the surface (installation predominantly in heavily frequented sections like crossovers, the areas around the drinking bowl or cow brush, the parlour entrance and exit, ...)



proven KRAIBURG fastening system: extremely sturdy, rounded off and flush with the mat

## Example:



coverage of 20 % pediKURA® in the cow house: last claw trimming 4 months before

## Options:

	range of use:	page:
pediKURA® P	paved/concrete floor with scraper	▶ 23
pediKURA® Form	paved/concrete floor without scraper	▶ 25
pediKURA® S	slatted floor	▶ 28




## profikURA P / KURA P / pediKURA® P

- ▶ For paved/concrete areas with stationary scraper or mobile manure removal
  - available for every walking alley width, custom-fit in 2 cm increments
  - the puzzle section parallel to the cleaning flaps is especially reinforced, so that the scraper can slide safely across it
  - dirt barriers reduce soiling underneath the mats
  - Scraper manure removal on rubber flooring has already been proven in practice:\* In principal we recommend the use of **scrapers specifically developed for rubber floors**. For **structural alterations** it is necessary to adapt the **scraper facilities in coordination with the scraper manufacturer**, according to the **KRAIBURG guidelines for manure scrapers**.



**!** Important: check the scraper at least once a year and deburr sharp edges!



reinforced puzzle-shaped edges




dirt barriers



- ▶ Especially for areas with direct solar radiation: ☀  
**profikURA P SUN / KURA P SUN**

expansion slits in the mat balance out larger thermal expansion



### Dimensions:

**thickness:** 24 mm  
**width:** in 2 cm increments from 96 cm to 500 cm  
**length:** 125 cm  
 (possibly several mat pieces are puzzled together)



\*Please take notice of the corresponding KRAIBURG specifications and installation instructions with useful advice and tips. You will obtain these at your local KRAIBURG dealer or at [www.kraiburg-elastik.com](http://www.kraiburg-elastik.com).



## profiKURA options / KURA options / pediKURA® options

- ▶ For areas like milking parlours, collecting yards, travel lanes, crossing passages, ... without scraper or mobile manure removal

### profiKURA Flex / KURA Flex

#### ▶ The flexible one

- through the versatile dimensions and combination possibilities, the most unusually shaped areas can be covered; the mats might only have to be cut to shape on the edges of the surface

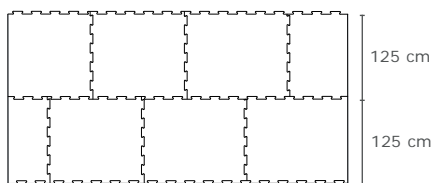
#### Dimensions:

19 mm 24 mm

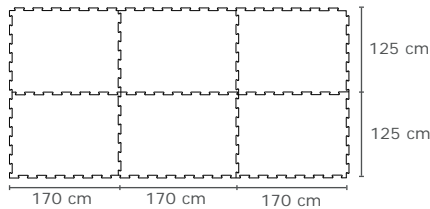
thickness:	length:	width:
24 mm	125 cm	87.5/92/96/100/104.5/109/113/117/121.5/126/130/134/138.5/143/147/151/155.5/160/164 cm (puzzle seam on wide sides)
24 mm	125 cm	82/99/116/133/150/167 cm (puzzle seam on wide sides and on one long side)
24 mm	125 cm	170 cm



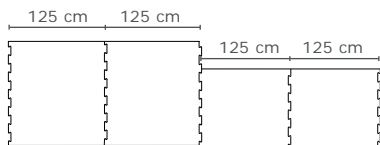
#### Covering examples:



3 sides / 4 sides puzzle



4 sides puzzle



2 sides puzzle



- ▶ Especially for areas with direct solar radiation: profiKURA Flex SUN / KURA Flex SUN

expansion slits in the mat balance out larger thermal expansion

#### Dimensions:

thickness:	width:	length:
24 mm	125 cm	170 cm

4 sides with puzzle shaped edges:

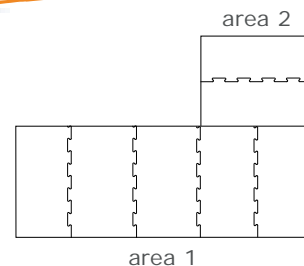


## profiKURA Form / KURA Form / pediKURA® Form

**Fits perfectly!**

### ► The tailor-made one

- dimensionally accurate projected solutions for surfaces with one or more adjoining rectangular areas
- exactly fitting mats with an easily understandable installation plan
  - easy installation – practically no cutting work – no cut-off



(for technical reasons the adjoining areas do not have puzzle-shaped sides as standard)

### ► Especially for areas with direct solar radiation: ☀️

**profiKURA Form SUN / KURA Form SUN**

expansion slits in the mat balance out larger thermal expansion

## profiKURA Flush / KURA Flush 🌊

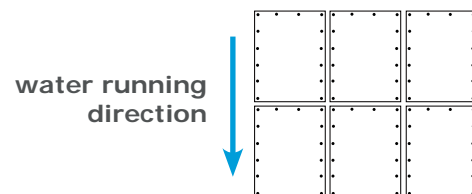
### ► For areas with flushing manure removal

- straight edges
- with U-shaped fastening

### ► Especially for areas with direct solar radiation: 🌊 ☀️

**profiKURA Flush SUN / KURA Flush SUN**

expansion slits in the mat balance out larger thermal expansion



#### Dimensions:

thickness:	width:	length:
24 mm	125 cm	170 cm

## profiKURA Rotary / KURA Rotary

### ► In the rotary parlour carousel

- tailor-made for each rotary parlour carousel
- can be installed piece by piece between milking times





# KARERA P



**NEW**



► **Basic product: simple and solid mat for paved / concrete floor**

- quad-surface: slip-proof and easy to clean
- lower side with multisquare profile: robust and pleasantly soft
- width accurately fitting in 5-cm increments
- through the versatile dimensions and combination possibilities, the most unusually shaped areas can be covered
- **Scrapers manure removal on rubber flooring has already been proven in practice:\***  
In principal we recommend the use of **scrapers specifically developed for rubber floors.**  
**For structural alterations** it is necessary to adapt the **scraper facilities in coordination with the scraper manufacturer**, according to the **KRAIBURG guidelines for manure scrapers.**

**!** **Important:** check the scraper at least once a year and deburr sharp edges!



quad-surface:  
slip-proof and hygienic



lower side:  
multisquare profile



proven KRAIBURG  
fastening system:  
extremely sturdy, rounded off  
and flush with the mat

\*Please take notice of the corresponding KRAIBURG specifications and installation instructions with useful advice and tips. You will obtain these at your local KRAIBURG dealer or at [www.kraiburg-elastik.com](http://www.kraiburg-elastik.com).

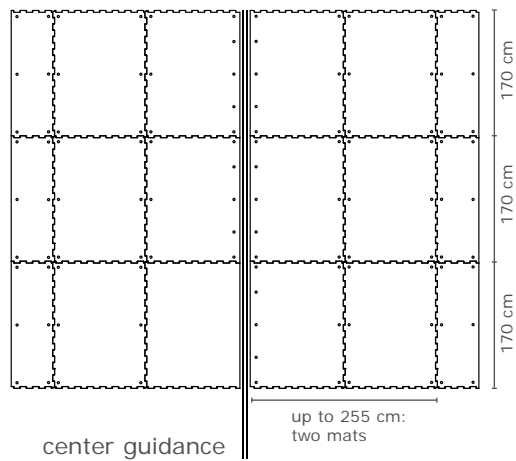
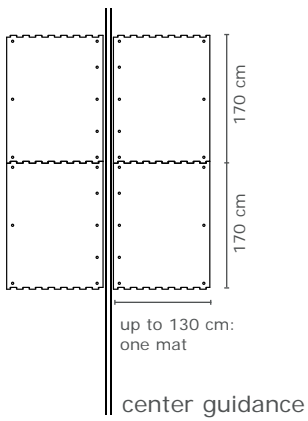


**Dimensions:**

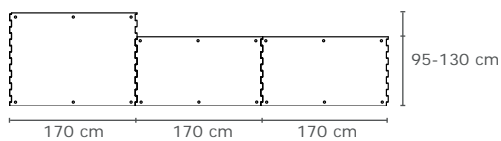
thickness:	length:	width:
21 mm		
<b>2 sides with puzzle shaped edges:</b>	170 cm	95/100/105/110/115/120/125/130 cm (puzzle seam on wide sides)
<b>3 sides with puzzle shaped edges:</b>	170 cm	37.5/47.5/52.5/57.5/62.5/92.5/97.5/102.5/ 107.5/117.5/122.5/127.5 cm (puzzle seam on wide sides and on one long side)
<b>4 sides with puzzle shaped edges:</b>	170 cm	125 cm

**Covering examples:**

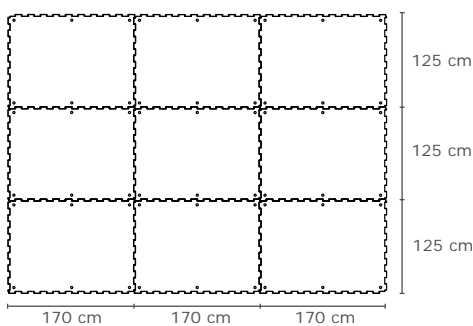
► Walking alley:



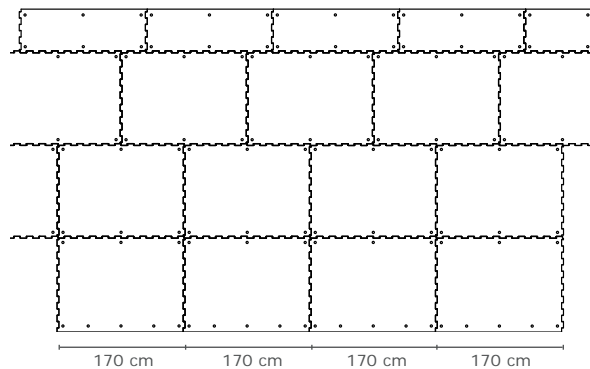
► On further areas:



2 sides puzzle



4 sides puzzle



3 sides / 4 sides puzzle



# KURA S / pediKURA® S

Fits perfectly!



### ► Tailor-made for every slatted floor geometry

- The mats are generally dimensioned according to the guidelines established by our specialists. The slatted floor must be suited for covering with KRAIBURG mats\*
- dimensional stability and long durability through large-scale mats extending over several slatted floor elements
- compatible with use of manure scraper, robot scraper and wheeled traffic\*



**stud profile** for ideal softness

**fastening element:** patented rubber peg to prevent lateral slipping - flush with the mat

### Important prerequisites for slatted floors:

**slit width:** starting at 24 mm      **slat width within concrete elements:** starting at 80 mm

### Dimensions:

**thickness:** 24 mm      **width and length:** tailor-made



\*Please take notice of the corresponding KRAIBURG specifications and installation instructions with useful advice and tips. You will obtain these at your local KRAIBURG dealer or at [www.kraiburg-elastik.com](http://www.kraiburg-elastik.com).



This area will be covered with KURA S:



Result:



This is how it works:



1 slatted floor is measured



2 with modern CAD software the KURA S mats are individually dimensioned



3 based on the CAD created drawing, the slits are cut exactly into the mats with innovative water jet technology



Examples:



during the installation ...



... completely laid out





# ergoMILK

Cow comfort – naturally!  
And what about man?



### ► The ergonomic mat for the milking pit

- feels pleasantly soft underfoot
- slip-resistant diamond surface ► elastic and secure underfoot
- heat insulating
- easy to clean and disinfect



surface: slip-resistant and deformable diamond profile



lower side profile: 5 mm high, deformable studs



puzzle: the clean seam

### Dimensions:

thickness: 17 mm

width:

12 mm  17 mm

length:

puzzle shaped edges on the 2 long sides:

95 cm

173/350 cm

puzzle shaped edges on 4 sides:

95 cm

170 cm

### Prerequisites / tips on installation:

- subsurface must be even and clean
- lay out using floating method (no plugging and further fastening)
- lay out mats, do not press them together (join loosely)
- lay out completely to avoid stumbling edges!
- maintain a 2 to 15 cm distance to the edge (side wall) ► cleaning gutter
- for adjustments at site, the mats can easily be cut with a sharp knife  
tip: moisten the knife and cut along a guide batten laid against the mat



## LOSPA swiss

Fits perfectly!




► For heifers in fully-slatted pens / two-area pens (with separate lying area)

- tailor-made for every slatted floor geometry
- The mats are generally dimensioned according to the guidelines established by our specialists. The slatted floor must be suited for covering with KRAIBURG mats\*
- increased lying comfort
- compatible with use of manure scraper, robot scraper and wheeled traffic\*



reinforced **grip-surface** for high stress



**stable groove profile on lower side** for high stress



**fastening element:** patented rubber peg to prevent lateral slipping - flush with the mat



### Dimensions:

**thickness:**  
20 mm

**width and length:**  
tailor-made

20 mm 

For young cattle up to 250 kg liveweight KURA S can also be used (see page 28).

### Important prerequisites for slatted floors:

**slit width:**  
starting at 24 mm

**slat width within concrete elements:**  
For satisfactory cleanliness of the animals, slat widths up to 140 mm are recommended. **We will be glad to advise you!**

**IMPORTANT:** Balanced feeding is a requirement for clean animals.


\*Please take notice of the corresponding KRAIBURG specifications and installation instructions with useful advice and tips. You will obtain these at your local KRAIBURG dealer or at [www.kraiburg-elastik.com](http://www.kraiburg-elastik.com).



# VITA



- the three functional layers (rubber-foam-rubber) ensure optimal and permanent softness for every load condition
- softness enhances slip resistance – also for the calf
- heat insulating
- seamless top covering
  - ▶ easy to clean and disinfect
  - ▶ optimal hygiene
- frame profile surrounds the system
- covering strip for „neat“ closure towards the wall
  - ▶ reduced soiling
- significantly reduced need for bedding



### Dimensions:

	thickness:	width:	length:
<b>complete system:</b> consists of:	approx. 65 mm	maximum 525 cm	maximum 600 cm
<b>VITA LongLine</b>	15 mm	262/348/440/525 cm	250 cm to 600 cm in 10 cm increments
<b>KRAI-PUR</b>	25 mm	120 cm	155 cm
<b>VITA Cup</b>	25 mm	120 cm	135 cm
	height:	width:	length:
<b>VITA Top</b>	5 cm	5.5 cm	200 cm
<b>VITA Border</b>	6 cm	7 cm	240 cm



proven **pebbled profile** on upper and lower side

\*Please take notice of the corresponding KRAIBURG specifications and installation instructions with useful advice and tips. You will obtain these at your local KRAIBURG dealer or at [www.kraiburg-elastik.com](http://www.kraiburg-elastik.com).



# SIESTA



- comfortable softness through air-cushion-like lower side profile
- dimensionally stable, durable and good slip resistance
- easy to clean and disinfect
- 4 sides with puzzle shaped edges ▶ very simple and flexible installation
- driving-over possible\*

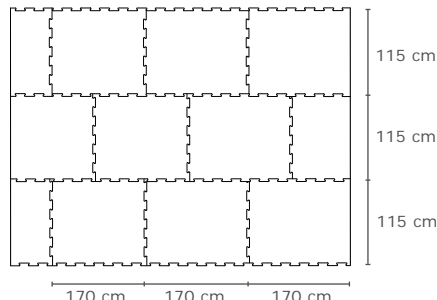
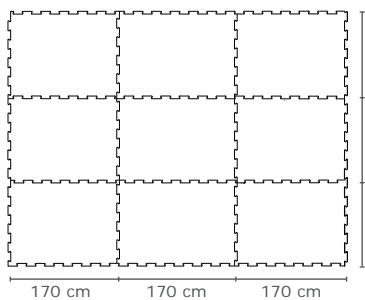
### Dimensions:

**thickness:** 30 mm      **width:**      **length:**

**4 sides with puzzle shaped edges:**      115 cm      170 cm

**Installation\*:** 8 fixings / mat, in small pens up to approx. 15 m<sup>2</sup> SIESTA can be laid out using the floating method (i.e. without fastenings).

### Covering examples:



\*Please take notice of the corresponding KRAIBURG specifications and installation instructions with useful advice and tips. You will obtain these at your local KRAIBURG dealer or at [www.kraiburg-elastik.com](http://www.kraiburg-elastik.com).



# LENTA



- softness through double structured stud profile
- rugged, dimensionally stable and durable
- integrated slope to rear edge promotes drying off
- dirt barriers reduce soiling underneath the mat



double structured stud profile at lower side



**chamfer at rear edge:**  
gentle on animal joints,  
no stumbling edges



**dirt barriers**  
at lower side



**elevated feed stalls:** especially suited due to **high dimensional stability and integrated slope to rear edge** (special mat length 157 cm)

## Dimensions:

19 mm  30 mm

thickness:	width:	length:
30 mm	100 cm	150/157/165/175/185 cm
	110 cm	150/157/165/175/185/200 cm
	120/130 cm	150/157/165/175/185/200/220 cm

**Installation\*:** 3 fixings / mat

### Accessory:

**KK-Poly-T-Bar** for covering joint widths of 40 - 80 mm or for closure at side edges, **length:** 120/165/180 cm, **installation:** 4 - 5 screws / profile

\*Please take notice of the corresponding KRAIBURG specifications and installation instructions with useful advice and tips. You will obtain these at your local KRAIBURG dealer or at [www.kraiburg-elastik.com](http://www.kraiburg-elastik.com).



## KEN / KEN Puzzle



- lower side with simple studs gives softness
- dimensionally stable and durable
- can be variably adjusted in length and width if required



lower side

### options:



with straight  
edges



with puzzle  
shaped edges

### Dimensions:

thickness:	KEN (straight edges):	
	width:	length:
20 mm	90 cm	130/140/150/165 cm
	100 cm	130/140/150/165/175/185/200/220/350 cm
	110 cm	140/150/165/175/185/200/220/350 cm
	120 cm	150/165/170/175/180/185/200/220/350 cm
	130 cm	150/165/175/185/200/220/350 cm

15 mm 20 mm

KEN Puzzle:	
width:	length:
105 cm	140/150/165/175/185 cm
115 cm	140/150/165/175/185/200 cm
125 cm	150/165/175/185/200 cm

Installation\*: 3 fixings / mat

\*Please take notice of the corresponding KRAIBURG specifications and installation instructions with useful advice and tips. You will obtain these at your local KRAIBURG dealer or at [www.kraiburg-elastik.com](http://www.kraiburg-elastik.com).



## KRAIBURG manufacturer guarantee

Our name stands for quality. We guarantee as a German manufacturer that our products will function reliably for many years.

Products	KRAIBURG manufacturer guarantee*
KEW Plus	rubber: 10 years foam: 5 years
WINGFLEX	10 years
WELA LongLine	10 years
KKM	10 years
KIM	10 years
CALMA (Puzzle)	10 years
maxiBOX	10 years

Only for exclusive use as cubicle covering, no combinations, e.g. feeding + lying

\* More detailed information is available on request. Please pay attention to the information on the respective product pages.

Products	KRAIBURG manufacturer guarantee*
profikURA	5 years
KURA	5 years
pediKURA®	5 years
KARERA P	5 years
LOSPA swiss	5 years
VITA	5 years
SIESTA	5 years
LENTA	10 years
KEN	10 years



## Installation – easy and fast

- **Important: pay attention to our installation instructions and guidelines!**
  - ▶ they are available in many languages
  - ▶ you will obtain these with the delivery, at your local KRAIBURG dealer or at [www.kraiburg-elastik.com](http://www.kraiburg-elastik.com)
  - ▶ there are also installation videos of many products available (see website)



## Tips for maintenance

- recommendation: spread a small amount of litter on the lying mats, e.g. soft milled straw or mineral material
  - ▶ Moisture in the lying area, among other things, plays a major role in the development of skin diseases and infections!
- for cleaning the walking area floorings in combination with scraper manure removal:
  - ▶ adapt scraper facilities according to our specifications
  - ▶ check scraper at least once a year and deburr sharp edges
- keep the walking areas as clean as possible
  - ▶ Important for claw health and slip resistance!
- treatment with a high-pressure cleaner, as well as with standard cleaning agents is possible



## Tolerances for KRAIBURG mats

**thickness:** +3/-2 mm      **length + width:** +/- 1.5 % (DIN ISO 3302-1 tolerance class M4)

The tolerances also apply within the mat and when installed.

More technical details on request. The products presented here should only be used for the mentioned applications. Technical specifications are subject to alterations. All sales are subject to our General Terms and Conditions. Legal basis is the German version of the document.

simply scan code and download **installation instructions** or view **installation videos**



installation instructions

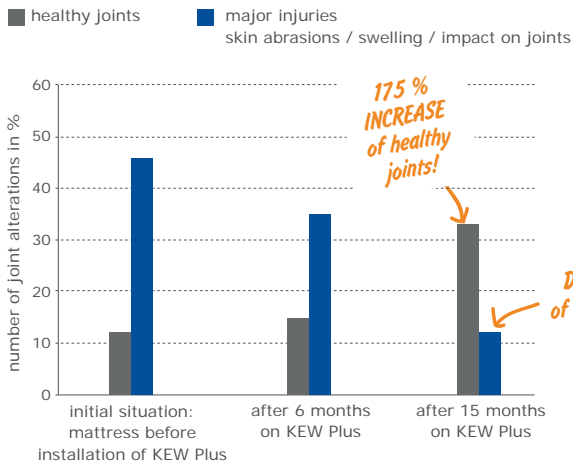


installation videos



## Caring for joints – well-being

### KEW Plus: assessing joint condition



Source: Mathis, A., 2006

### Anatomical background

hock joint on hard lying surface: the weight burden on one spot



▶ disturbed blood flow, damage to the roots of the hair and to the skin

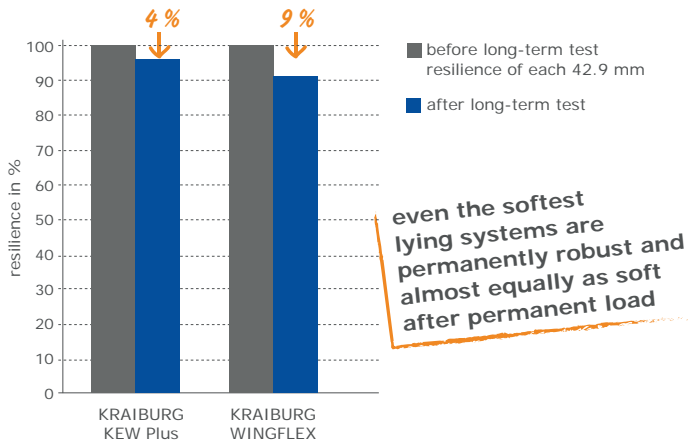
hock joint on soft lying surface: the weight is distributed to a larger surface



▶ caring for joints

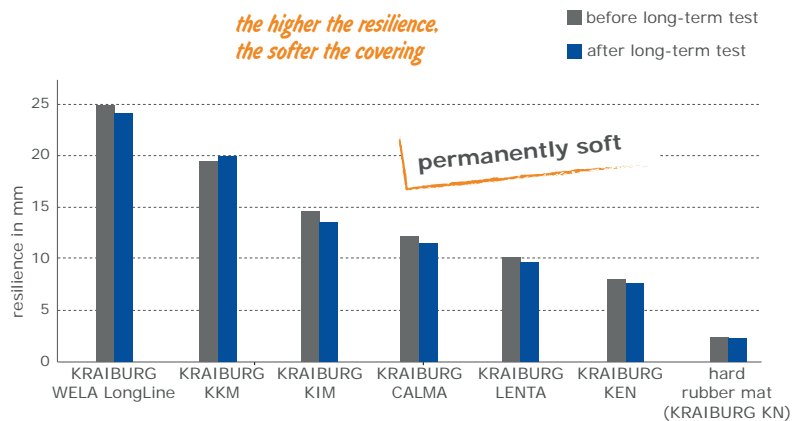
## Softness & durability

### Loss of softness after long-term test



Source: test according to DLG, 2008, 2009

### Softness before and after long-term test

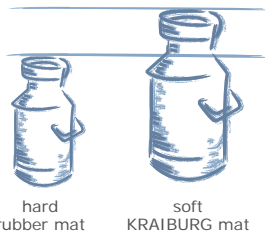


Source: KRAIBURG laboratory, 2014 (compare it with DLG test reports - www.dlg.org)

## Economic efficiency

### Higher milk yield on a soft KRAIBURG lying mat

Comparing lying areas:



↑ about 1.5 kg per cow per day MORE MILK

Source: LfL Sachsen, 1999

### Low litter requirements and minimal labour input for maintenance

#### Straw requirements per cow per year

Elevated cubicle with KRAIBURG mat: Ø 40 kg  
 Deep-litter cubicle with straw: Ø 260 kg


#### Labour requirements per cow per year

Elevated cubicle with KRAIBURG mat: Ø 95 minutes  
 Deep-litter cubicle with straw: Ø 265 minutes

Source: Heidenreich, T., 2007



elevated cubicle with KRAIBURG mat

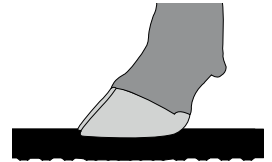


deep-litter cubicle



### The right softness makes all the difference!

**Problem:** On hard floors claw damages often occur, more than 80 % of them on the outer claws of the hind legs.



**Background:**


The outer toe is approx. 3 mm longer by nature.



**Natural ground contact of cattle:**



The hind outer claw steps down first and therefore absorbs the peak load.



The inner claw takes the secondary impact – faster on a soft surface than on a hard surface.

Source: Muggli, E., 2007

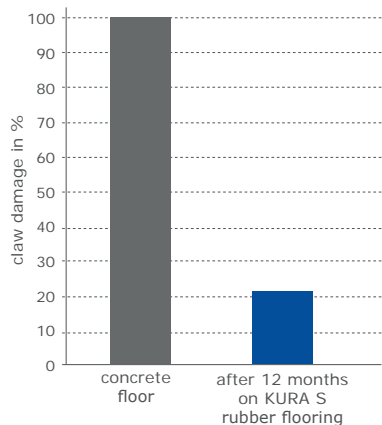
Source: Schmid, T., Weishaupt, M.A., Meyer, S.W., Waldern, N., Peinen, K.V., Nuss, K., 2008  
Figures: Karl Nuss, Zürich

► **Floor requirements:** the claw sinks approx. 3 mm into the ground for optimal protection against overload

► **The soft KURA covering is especially adapted to the natural requirements of the cow!**  
► suitable for new construction, as well as for renovation of slippery or claw-damaging floors

### Claw health

**KURA S rubber covering in comparison to concrete slatted floor**



positive effect on claw health: drastic reduction of claw damage

Source: Benz, B., 2002

**Pressure distribution on soft KURA rubber covering**



measures show correct bearing pressure on the intact claw wall

pressure distribution of claws after 6 months exposure to walkways with soft rubber

Source: Telezhenko, E., Bergsten, C., Magnusson, M., Ventorp, M., Nilsson, C., 2008

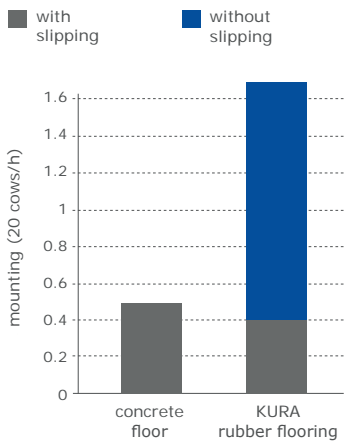


ideal shaping of the bearing rim



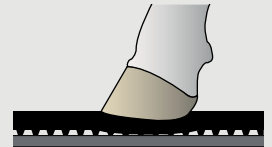
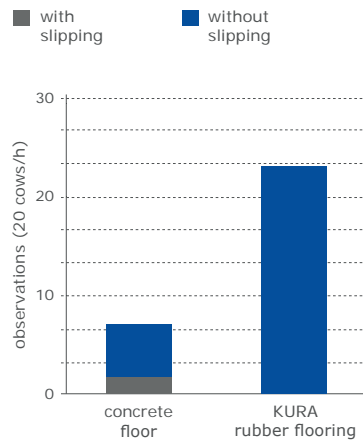
## Natural animal behaviour – well-being

### Mounting



*mounting considerably more often on KURA*  
*slipping on rubber flooring does not affect the animals*

### Caudal licking



- ▶ claw sinks in
- ▶ hollow gives support
- ▶ cow feels safe



**grip-surface: supports sure footing**

**the cows feel safe and have confidence in the KURA floor**

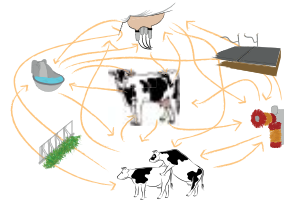
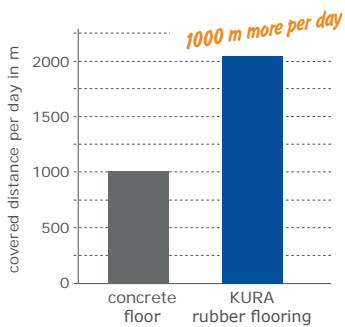
**the frequency of caudal licking has substantially increased**

Source: Benz, B., 2002

## Hygiene

## Better mobility

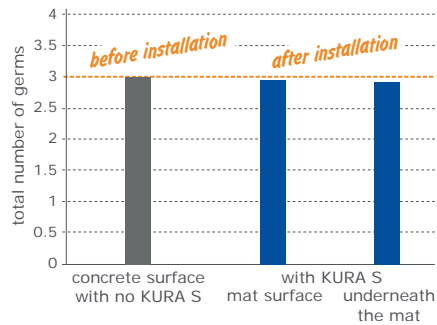
### Covered walking distance



routes in the cow house

**considerably higher activity on walking areas after installing rubber covers**

### KURA S rubber flooring in comparison to concrete slatted floors



**slightly lower microbe formation on rubber mat surface and underneath the mat**

Source: Benz, B., 2002

Source: Reiter, Partes, Koßmann, 2006

## Economic efficiency

### Costs for a claw ulcer treatment:

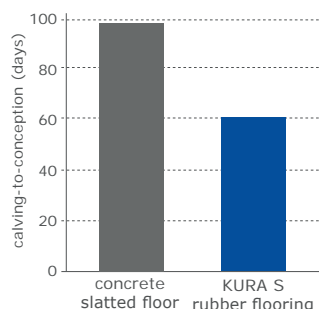
- Costs for treatment
- Less milk

**At least 300 EURO for one claw ulcer**

- ▶ 1.6 bn EURO damage through claw diseases / 10 - 15 % culling (EU)

Source: Herrmann, 2006

### Calving-to-conception intervals



**considerably shorter calving intervals**

Source: Kremer et al., 2007



English

Your KRAIBURG dealer:

**Gummiwerk KRAIBURG  
Elastik GmbH & Co. KG**

Göllstraße 8  
84529 Tittmoning  
GERMANY  
Tel: +49/86 83/701- 303  
Fax: +49/86 83/701- 190  
e-mail: [info@kraiburg-elastik.de](mailto:info@kraiburg-elastik.de)  
[www.kraiburg-elastik.com](http://www.kraiburg-elastik.com)

08/2015



 **KRAIBURG** ▶ brings the pasture indoors

[www.kraiburg-elastik.com](http://www.kraiburg-elastik.com)

